

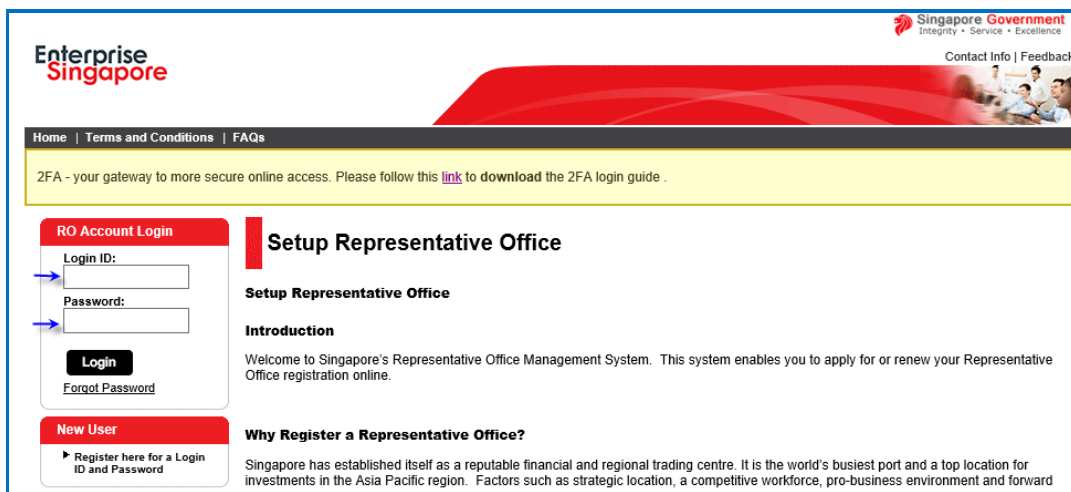
2-Factor Authentication (2-FA) Login

Login to <https://roms.enterprisesg.gov.sg> (ROMS) with 2-FA

2-FA is a security process used to confirm the identity of an authorised user. In the 2-FA login process, in addition to entering your usual Login ID and Password, you will also be required to enter a One-Time Password (OTP). The OTP will be generated by our system and sent via **SMS to your Mobile Phone** (Local or Foreign), which acts as a second level of authentication.

Below are 2 simple steps to guide you on using 2-FA:

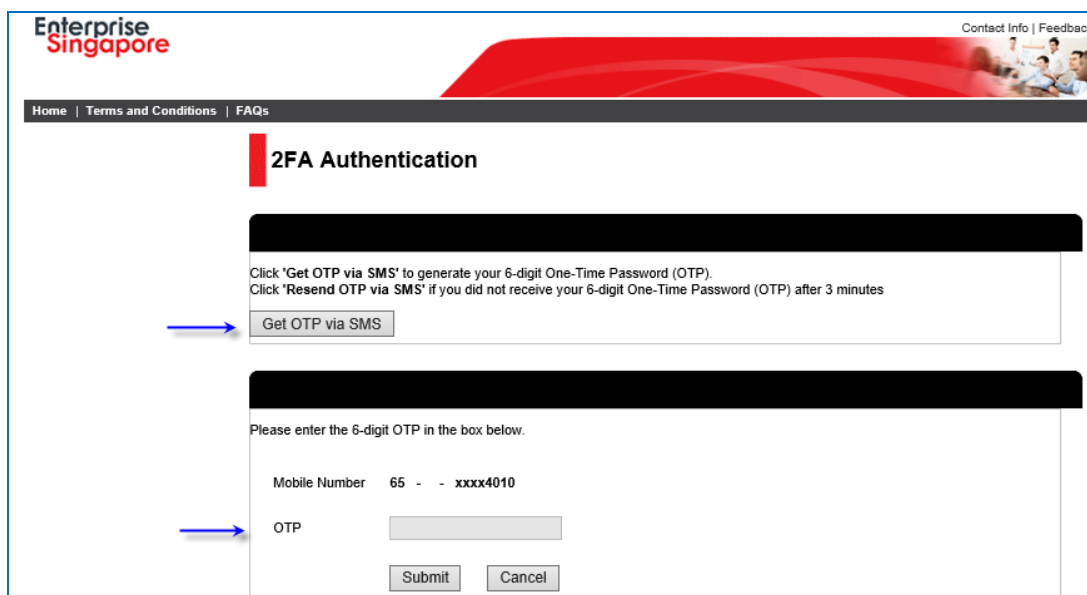
1st Step Authentication - Login with your usual Login ID and Password. After you have logged in successfully, it will bring you to the 2nd Step.



The screenshot shows the 'RO Account Login' section of the Enterprise Singapore website. It features a login form with fields for 'Login ID' and 'Password', a 'Login' button, and a 'Forgot Password' link. To the right, there is a 'Setup Representative Office' section with an 'Introduction' and 'Why Register a Representative Office?' subsection. The page header includes the Enterprise Singapore logo and navigation links like 'Home', 'Terms and Conditions', and 'FAQs'. A yellow banner at the top provides information about 2FA login guides.

Figure 1 – RO Account Login page

2nd Step Authentication - One-Time Password (OTP) page



The screenshot shows the '2FA Authentication' page. It includes instructions to click 'Get OTP via SMS' to generate a 6-digit One-Time Password (OTP) and 'Resend OTP via SMS' if not received after 3 minutes. A 'Get OTP via SMS' button is highlighted with a blue arrow. Below, there is a section for entering the 6-digit OTP, with a 'Mobile Number' field showing '65 - - xxxx4010' and an 'OTP' input field. 'Submit' and 'Cancel' buttons are at the bottom.

Figure 2 - Get OTP Page

At the 'Get OTP' page, ensure the last 4 digits of the mobile number reflexed is your latest mobile number.

Click on the 'Get OTP via SMS' button to receive an SMS on your mobile phone. Please see sample in Figure 3 below.

Key in the OTP number in the 'OTP' field, and click 'Submit' button to complete the login.

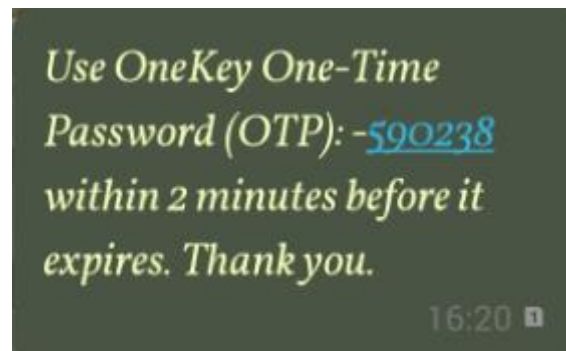


Figure 3 - SMS Sample

NOTE:

If you wish to change your Mobile Phone No., Please send an official letter request to roms@enterprisesg.gov.sg or Fax to (65) 6337-6898 Attn: Representative Office (RO) Unit.